



# Learn 12 Keys to High School Success

The HomeScholar



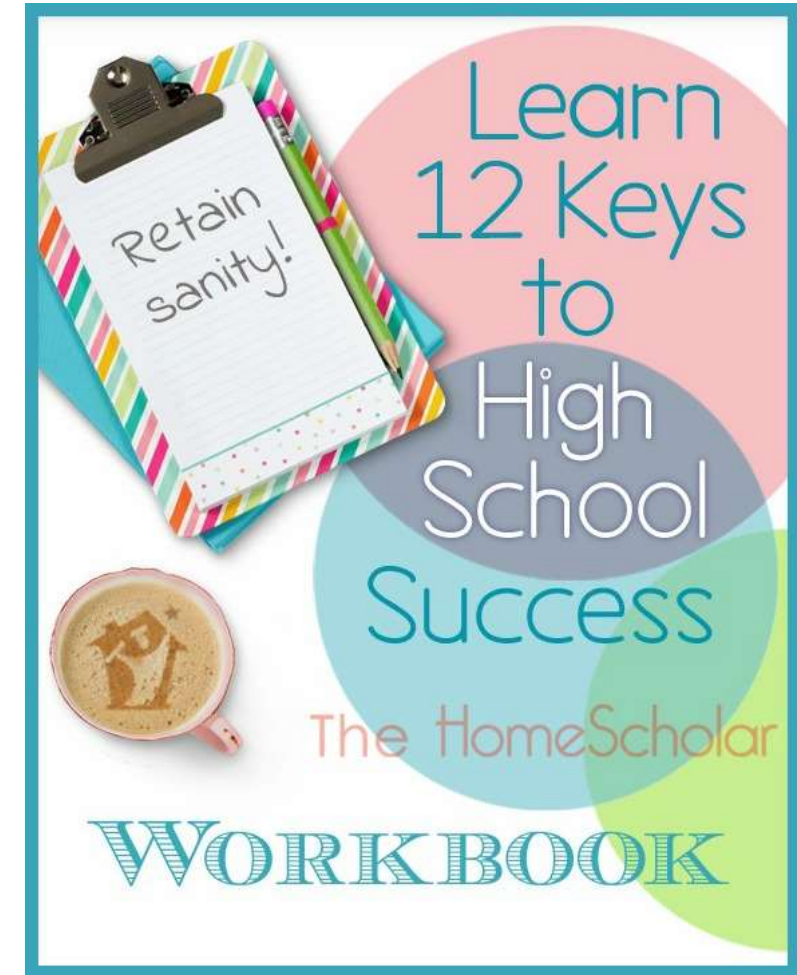
Download the Workbook

<http://tinyurl.com/12keystosuccess>

## ***Download and Print Your Workbook!***

Be sure to download your workbook  
“The 12 Keys to High School Success”

**[tinyurl.com/12keystosuccess](https://tinyurl.com/12keystosuccess)**



# *Lee's Nutty Calendar*




# Key Concept 1

*Know That Homeschooling Works*



# ***Know Homeschooling Works***

- Instead of thinking “Homeschooling isn’t going to work for me” - know homeschooling works
- Best learning environment
- Best career preparation



***Write This Down:***

MY CHILD HAS BEEN  
GIVEN TO ME,  
I AM CAPABLE,  
AND WHEN MISSTEPS OCCUR,  
IT WILL BE OK

## Key Concept 2

*Always Be Prepared*





## ***Always Be Prepared***

- Instead of thinking “I don’t know what the future holds” - you can always be prepared
- Every child deserves a college preparation
- College bound kids need
  - college prep to get into college
- Non college bound kids need
  - the best possible high school education
- College prep so they can always change their mind





***Don't Forget:***

BE PREPARED BECAUSE

1. SITUATIONS CHANGE

2. TEENAGERS CHANGE THEIR MIND

## Key Concept 3

*Have a Morning Meeting*



## ***Have a Morning Meeting***

- Instead of thinking “Nothing is getting done” - you can have a morning meeting
- Become a project manager
- Facilitate learning every day
- Morning meeting can prevent cheating or slacking off



## ***Have a Morning Meeting***

- Regular short daily meeting
- Touch based with most subjects
- Review problem areas
- Explain assignments
- Review expectations for the day
- Master vocabulary



## Key Concept 4

*Put Weak Areas First*



***Write This Down:***

WHAT IS YOUR WEAK AREA?

## ***Put Weak Areas First***

- Instead of thinking “we never get to the hard stuff” - put your weak areas first
- **Weak areas go first with your time**
  1. Weak area first each day
  2. Priority every day
  3. Never miss a day





## *Quick Quiz*

**WHICH IS MORE IMPORTANT?**

1. FREE ZOO OR SUPER BOWL TICKETS
2. DOING YOUR WEAK AREA TODAY



## ***Put Weak Areas First***



- **Weak areas go first with your money**
- **Balance finances and curriculum budget**
  1. First curriculum dollars spent
  2. Spend more money on weak areas
  3. Reinvest in weak areas if needed



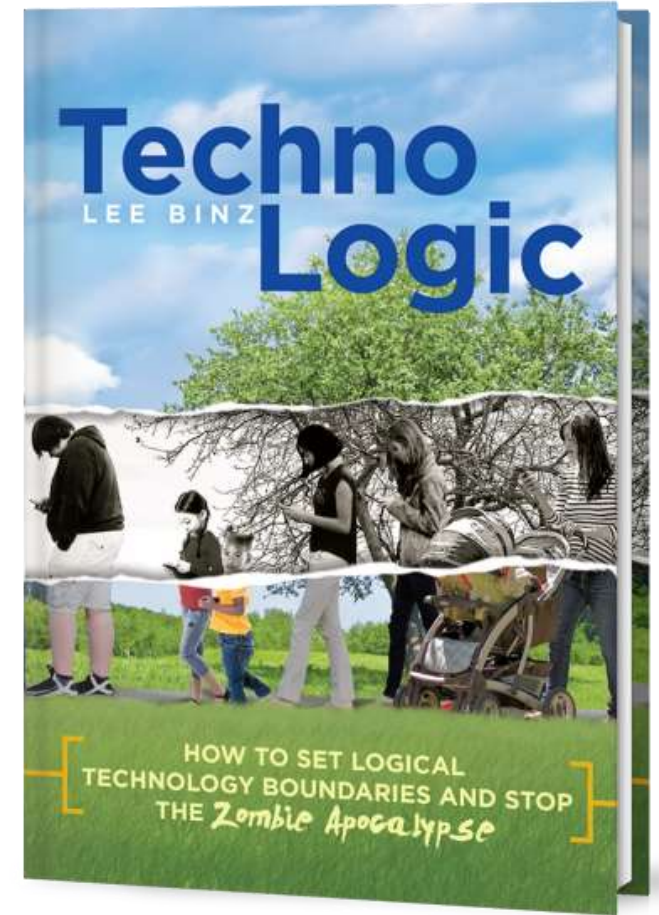
## Key Concept 5

*Set Logical Boundaries*



## *Set Logical Technology Boundaries*

- Instead of facing “Constant distractions”
  - learn how to set logical boundaries
- Set logical technology boundaries with
  1. Child’s technology use
  2. Curriculum choices
  3. Personal technology use



***Don't Forget:***

**“I WILL SET LOGICAL BOUNDARIES  
ON MY OWN TECHNOLOGY USE”**

## Key Concept 6

*Include Delight Directed Learning*



## ***Include Delight Directed Learning***

- Instead of thinking “We hate homeschooling” - focus on including delight directed learning
- Delight directed learning is specialization, passion, self-study, and love of learning
- Parents benefit - less work
- Children benefit - more fun
- Colleges love it - more unique students






## Key Concept 7

*Plan Margin in Your Day*



## *Plan Margin in Your Day*

- Instead of thinking “I’m completely overwhelmed” - focus on having margin
- Margin is unplanned “white space” in life
- Plan for unplanned free time
- Children need free time to learn
- Parents need free time for sanity



***Write This Down:***

**YOU MUST SAY “NO”  
TO MANY GOOD THINGS IN LIFE**


## Key Concept 8

### *Plan High School Classes*




## *Plan High School Classes*

- Instead of thinking “I have NO CLUE what to teach the next year” - develop a flexible plan for all of high school
- Cover core classes every year
  - English - 4 years
  - Math - 4 years
  - Social Studies - 3 to 4 years
  - Science - 3 years with 1 lab science



## *Plan High School Classes*

- Beyond the core
  - Foreign Language - 2 to 3 years
  - Physical education - 2 years
  - Fine arts - at least 1 year (or more)
  - Electives - enough to total 24 credits



## Key Concept 9

*Choose Curriculum Wisely*





## *Choose Curriculum Wisely*

- Instead of thinking “That curriculum is perfect and much better than mine!” - learn to choose curriculum wisely
- Perfect curriculum is a perfect FIT
- Challenging not overwhelming
- Always at their level in all subjects all the time
- Use curriculum made for homeschoolers
- Tried and true is better than latest and greatest




## Key Concept 10

*Be the Guidance Counselor*



## ***Be the Guidance Counselor***

- Instead of being “Terrified of record keeping” – learn to be the guidance counselor
  1. Maintain the high school records needed for college and career
  2. Keep an academic calendar of test dates and tasks
  3. Learn what colleges want and be the project manager of college admission



## Key Concept 11

*Invest in Yourself*



## *Invest in Yourself*

- Instead of thinking “I’m freaked out about the next step” - invest in yourself.
- Embrace that this is your chosen vocation
  1. Take continuing education classes
  2. Attend homeschool conventions
  3. Attend support group meetings
- Buy resources that help you homeschool with confidence



## Key Concept 12

*Understand Your One Goal Each Year*



## *Understand Your One Goal for Each Year*

- Instead of thinking “It’s all just too much”- know your ONE goal for the school year.
- **Middle School: goal is review or preview**
  - Children review elementary subjects
  - Children preview high school
  - Parents learn about high school
  - Parents practice keeping records






## *Understand Your Goal Each Year*

- **Freshman: goal is to think about college**
  - Parents learn about high school
  - Start a reading list
  - Begin transcript
- **Sophomore: goal is to plan for college**
  - Take the PSAT for fun
  - Start a foreign language
  - Make your transcript



## *Understand Your Goal Each Year*

- **Junior: goal is to find a college or career**
  1. Take the PSAT for profit in fall
  2. Attend college fairs, visit colleges
  3. Take SAT or ACT in spring
  4. Make your transcript
  5. Choose 4-8 colleges for application



## *Understand Your Goal Each Year*

- **Senior: goal is to apply to college or career**
  1. Make transcript, course descriptions ready
  2. Start applications in September
  3. Complete the FAFSA in October
  4. Make final college decision in spring
  5. Plan graduation celebration and diploma



## *Continuing education options for success?*

- Chocolate and coffee
- Endless research
- Friends
- Give up
- Get help



A bright, minimalist room with a green armchair, a vase of colorful flowers, and a window with sheer curtains. The room has white walls and a light-colored floor. The text "Start Strong With The High School Solution" is overlaid on the right side of the image.

# Start Strong With The High School Solution



HighSchoolSolution.com

Workshop Promo Code

\$100 off: **hss97**

Email: [Support@HomeHighSchoolHelp.com](mailto:Support@HomeHighSchoolHelp.com)



[www.HighSchoolSolution.com](http://www.HighSchoolSolution.com)

Workshop Promo Code for \$100 off: **hss97**

Email: [Support@HomeHighSchoolHelp.com](mailto:Support@HomeHighSchoolHelp.com)



**Questions and Answer**